

Settings and Customization

Settings

Activate



Activate/Disable the system and show End-User the Login form .

Identity Provider

Auth0



Current assigned Identity provider.

Default After Login Redirect Url

/account/welcome

Redirect target url after success authentication

JIT provisioning (Allow automatic registration)



Create User if not exist and select default Group to enter on registration. Otherwise use only pre-existing Users...

Force Authentication



This will force user to provide credentials on IdP on each login attempt even if the user is already logged in to IdP.

Activate

When enabled, specialized logon page displays when logging on, allowing a user to log on with SAML.

Easily switch On/Off the SAML Module.

Identity provider

JIT provisioning Option

With JIT provisioning, you can use a SAML Assertion to create users the first time they log in to your concreteCMS from a third-party identity provider. JIT provisioning saves you time and effort because it eliminates the need to provision users or create user accounts in advance. We fetch the user from email (in **NameID** or **Assertion attributes**) and if in both cases the user with that email is not found, a new user is created.

You can set the default Group for new JIT users. The default role is **None**, but you can choose to add new JIT users as **Administrators** or other new ConcreteCMS created group.

Force authentication

If enabled, users having a current, active SSO session will be re-authenticated by the identity provider .

Sets the **ForceAuthn** attribute on generated SAML requests, requesting that the IdP re-authenticate the user.

Default After Login Redirect Url

When an unsolicited SSO response arrives at the Service Provider , the user (if authenticated) is redirected to this default URL.

The URL to which SP redirects successfully authenticated end users.

Appearance

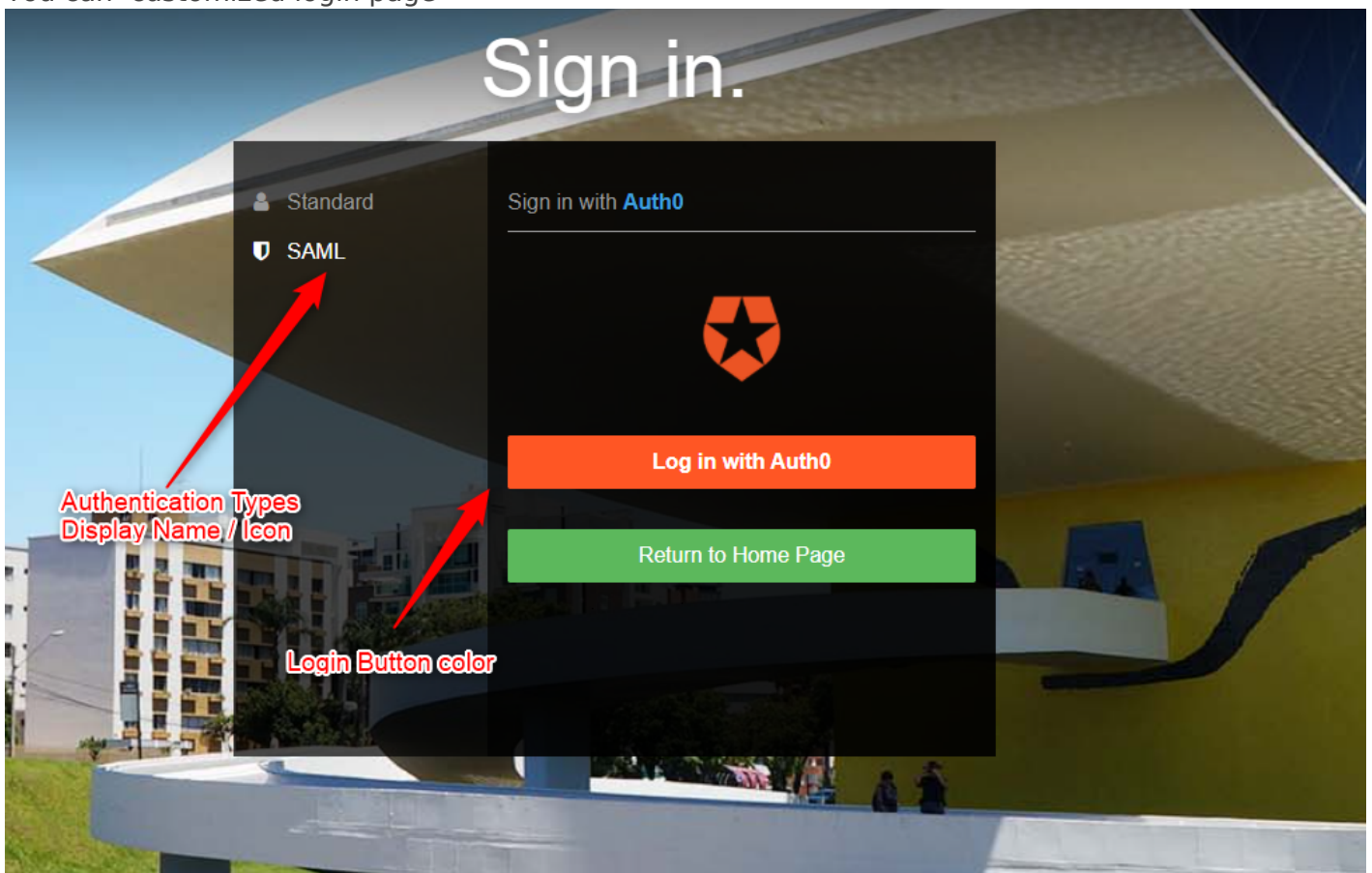
Authentication Types Display Name / Icon

SAML	Shield	▼	🛡️
------	--------	---	----

Login button color








🟠	▼
---	---

You can customized login page



Advanced

Authentication Types

ID	Handle	Display Name	
 1	concrete	Standard	+
 2	community	concrete5.org	+
 3	facebook	Facebook	+
 4	twitter	Twitter	+
 5	google	Google	+
 6	external_concrete5	External concrete5	+
 30	Saml	SAML	+

Revision #23

Created Thu, Aug 5, 2021 2:55 PM by bilel

Updated Mon, Aug 30, 2021 3:13 PM by bilel