

Templates

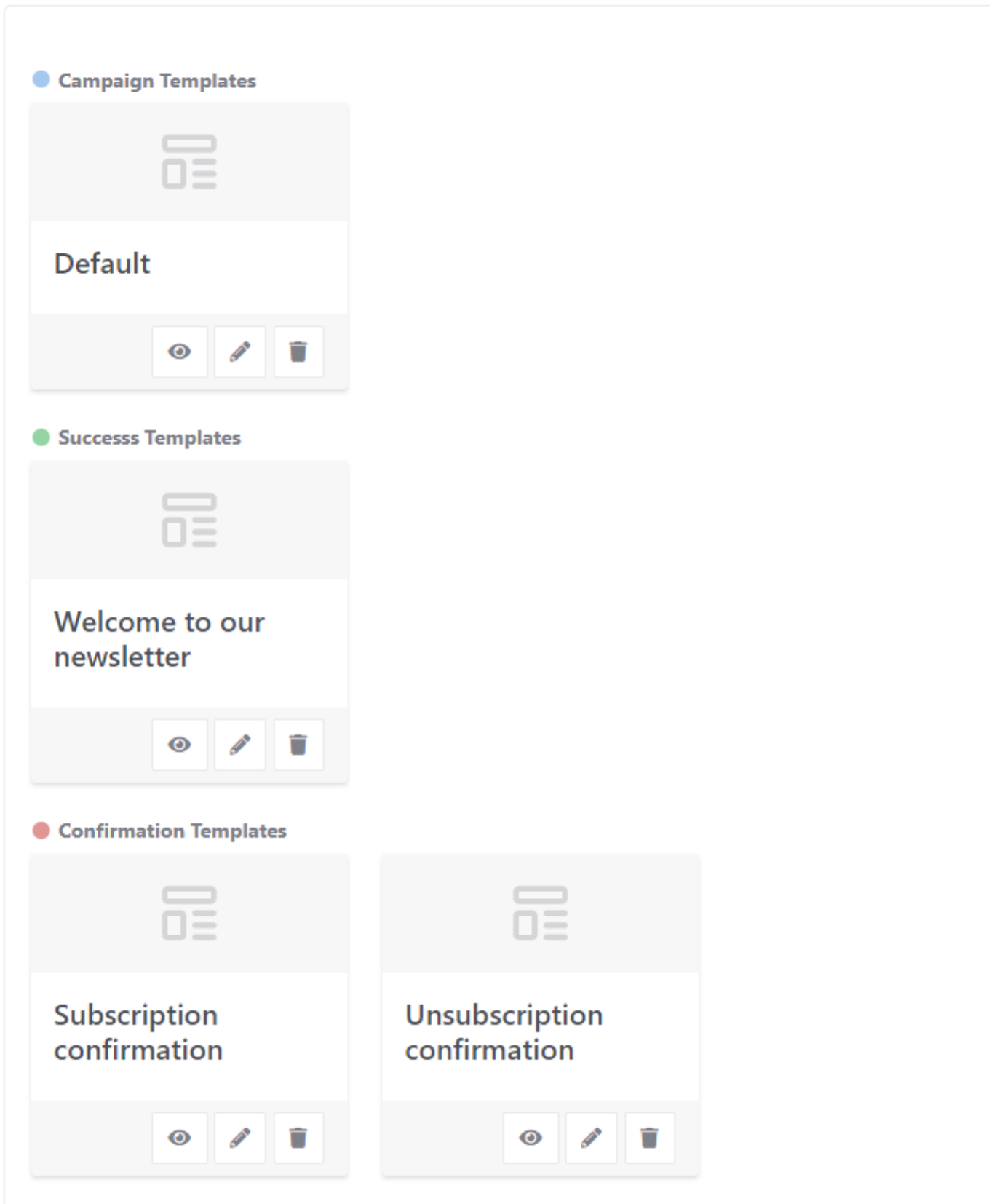
Naturally, each email template is designed for a specific purpose.

It's also important to understand the different types of email that you can send, but here are the three key email types.

The **Campaign template** is designed for campaigns.

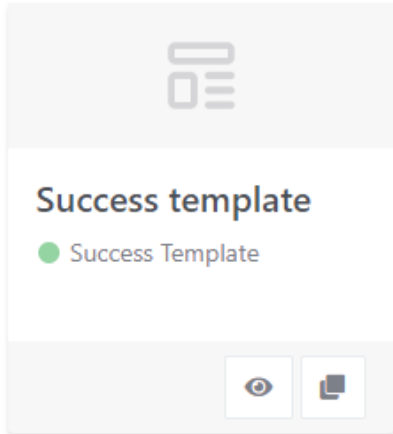
For instance, The **Confirmation template** is sent to the subscriber once they have subscribed/unsubscribed from a mailing list. They need to finalise their subscription/unsubscription by clicking a link in an email that is sent, this is the email.

There are also **Success template** which include for example Welcome messages.



In a default installation, the [Newsletter package](#) contains a number of predefined templates.

Gallery

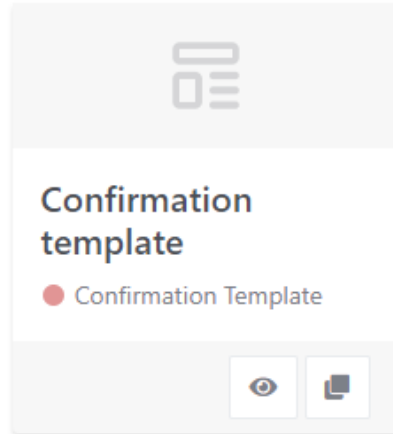


Success template

● Success Template

View icon Copy icon

This card represents a 'Success template'. It features a grey header with a list icon, a white body with the title 'Success template' and a green dot followed by 'Success Template', and a grey footer with 'View' and 'Copy' icons.



Confirmation template

● Confirmation Template

View icon Copy icon

This card represents a 'Confirmation template'. It features a grey header with a list icon, a white body with the title 'Confirmation template' and a red dot followed by 'Confirmation Template', and a grey footer with 'View' and 'Copy' icons.

Revision #7

Created Tue, Mar 15, 2022 4:27 PM by bilel

Updated Wed, Mar 16, 2022 4:25 PM by bilel